

In the Kitchen

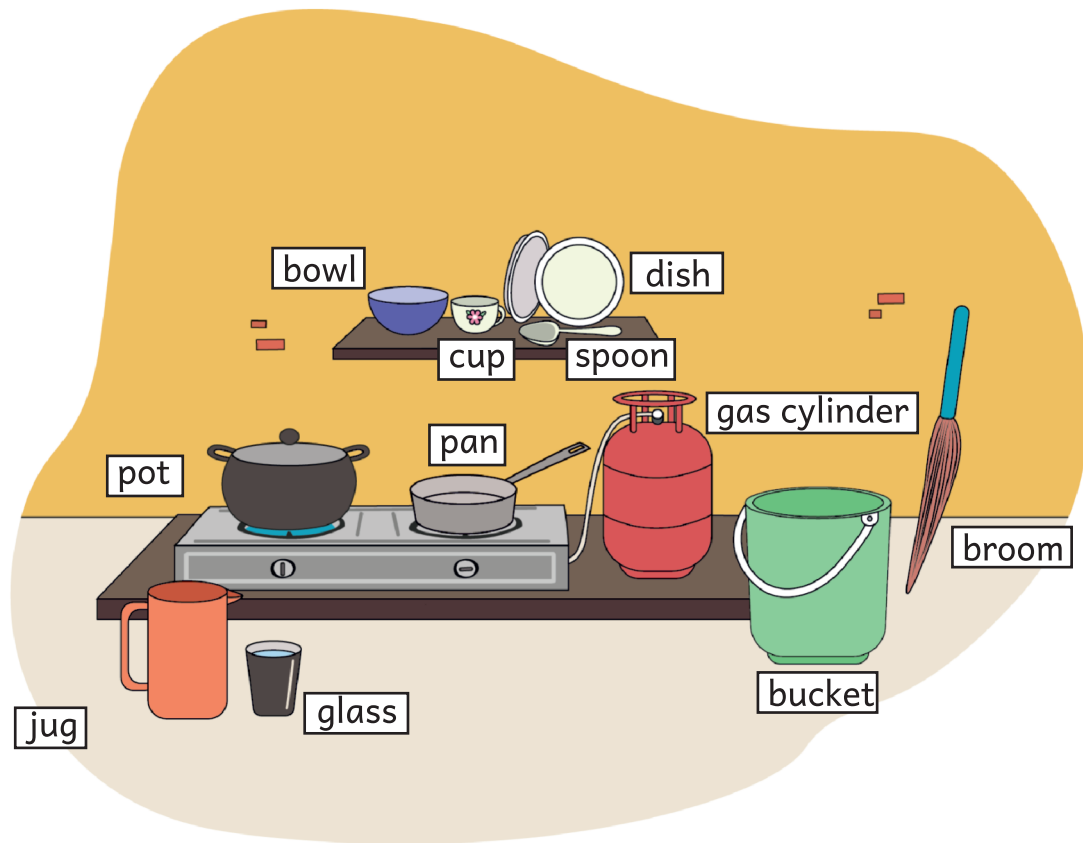
(Picture Conversation)



Instructions for the teacher:

- Show the picture to the children.
- Talk in their home language(s) along with English about the things that they see in a kitchen.
- Introduce the target words pointing to the picture related to them.
- Help the children come out with target words in English.
- Write the target words on the blackboard as children speak out.
- Ask the names of the objects in a kitchen by pointing to the pictures one by one.

Look and Talk



Target words -

bowl jug glass cup dish broom pan spoon
pot gas cylinder bucket

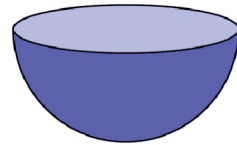


Exercise

1. Match the same pictures



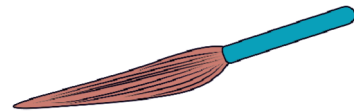
pan



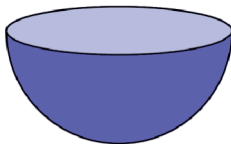
bowl



dish




broom



bowl



pan




broom



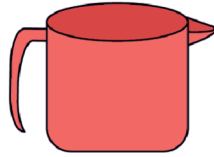
dish



2. Say Aloud




Jug



Mug




Pan



Fan



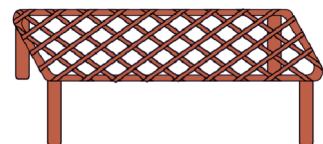
Dish



Fish



Pot



Cot

