



The Lion and the Mouse



(Story)

Instructions for the teacher:

- Point to the picture one by one and ask children to guess what is happening in the given pictures.
- Introduce the story by asking children if they know the story and ask some questions –
 - What do they see in the pictures?
 - What is the lion doing?
 - What will the lion do when the mouse jumps on his back?


Encourage children to share their ideas.

- Tell the story first or ask the children to tell it in their home language(s) along with English.
- Retell the story using the target words in English.
- Divide the children in groups and have them practise retelling the story including all the events.
- Correlate the story with real life situation.



Please
leave me.

Thank you.



Target words –

lion mouse hunter net please thank you sleep
sharp teeth



Exercise

1. Sing the rhyme "The Magic Words" with the children with proper action so that they can understand the use of polite words such as thank you, please, sorry and excuse me.

The Magic Words

When you want something you say- please
please, please, please.

When you get something you say- thank you
thank you, thank you.

When you hurt someone you say- sorry
sorry, sorry, sorry.

When you want to sneeze you say- excuse me
excuse me, excuse me.


Thank you, please, sorry and excuse me
are good little words to say!



2. Match the following pictures with correct expressions:



Sorry



Thank you



Please



Excuse me

